



**SAY
ONLY
WHAT YOU
WANT TO
CREATE**

**200x
1000MM**

**WOODEN PLANK
TILES**





NATURAL WOODEN

PLANK TILES

200 x

1000 MM

Maintaining authenticity is a challenge indeed for many; especially when it involves replicating wooden floor designs. Wooden surfaces come with their own individual characteristics, a product of environmental conditions that induce unique patterns found in tree trunks. The uniqueness of such patterns pose a 'unique' challenge to us, which we have taken with stride. Not only we ensure the quality and aesthetics of designs, but also the resultant feel if one were walking upon a genuine wooden floor. With superb tile printing techniques, we have come up with unique designs, keeping in mind customer preferences and choices, as also to provide a heady mix of different sizes and design ranges to choose from. For those with a distinct taste for wooden flooring, our collections will surely invite a ponderous gaze that doesn't cease to stop.

200 X 1000MM








-  SUITABLE FOR WALL & FLOOR
-  BRIGHT FINISHING TILES
-  RANDOM PATTERN
-  USE GROUTING FOR BETTER LAYING

5007



200 X 1000MM




-  SUITABLE FOR WALL & FLOOR
-  BRIGHT FINISHING TILES
-  RANDOM PATTERN
-  USE GROUTING FOR BETTER LAYING

S6-17121



200 X 1000MM








- SUITABLE FOR WALL & FLOOR
- BRIGHT FINISHING TILES
- RANDOM PATTERN
- USE GROUTING FOR BETTER LAYING

BELMOND MERCURY



200 X 1000MM








-  SUITABLE FOR WALL & FLOOR
-  BRIGHT FINISHING TILES
-  RANDOM PATTERN
-  USE GROUTING FOR BETTER LAYING

BELMOND OBSIDIAN



200 X 1000MM

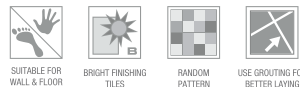



-  SUITABLE FOR WALL & FLOOR
-  BRIGHT FINISHING TILES
-  RANDOM PATTERN
-  USE GROUTING FOR BETTER LAYING

BELMOND PEARL



200 X 1000MM




SUITABLE FOR WALL & FLOOR
BRIGHT FINISHING TILES
RANDOM PATTERN
USE GROUTING FOR BETTER LAYING

CALESTE GREYSES



200 X 1000MM




- SUITABLE FOR WALL & FLOOR
- BRIGHT FINISHING TILES
- RANDOM PATTERN
- USE GROUTING FOR BETTER LAYING

D6-15231



200 X 1000MM



- SUITABLE FOR WALL & FLOOR
- BRIGHT FINISHING TILES
- RANDOM PATTERN
- USE GROUTING FOR BETTER LAYING

D6-15234



200 X 1000MM

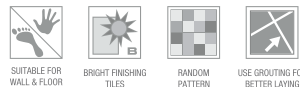



- SUITABLE FOR WALL & FLOOR
- BRIGHT FINISHING TILES
- RANDOM PATTERN
- USE GROUTING FOR BETTER LAYING

D6-15235



200 X 1000MM







D6-15238



200 X 1000MM








-  SUITABLE FOR WALL & FLOOR
-  BRIGHT FINISHING TILES
-  RANDOM PATTERN
-  USE GROUTING FOR BETTER LAYING

D6-15239



200 X 1000MM



-  SUITABLE FOR WALL & FLOOR
-  BRIGHT FINISHING TILES
-  RANDOM PATTERN
-  USE GROUTING FOR BETTER LAYING

D6-15240



200 X 1000MM








- SUITABLE FOR WALL & FLOOR
- BRIGHT FINISHING TILES
- RANDOM PATTERN
- USE GROUTING FOR BETTER LAYING

D6-15242



200 X 1000MM




-  SUITABLE FOR WALL & FLOOR
-  BRIGHT FINISHING TILES
-  RANDOM PATTERN
-  USE GROUTING FOR BETTER LAYING

D6-15243



200 X 1000MM

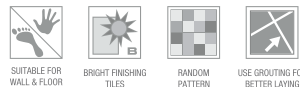


- SUITABLE FOR WALL & FLOOR
- BRIGHT FINISHING TILES
- RANDOM PATTERN
- USE GROUTING FOR BETTER LAYING

D6-15245




200 X 1000MM







D6-15247



200 X 1000MM







-  SUITABLE FOR WALL & FLOOR
-  BRIGHT FINISHING TILES
-  RANDOM PATTERN
-  USE GROUTING FOR BETTER LAYING

D6-15249



200 X 1000MM








-  SUITABLE FOR WALL & FLOOR
-  BRIGHT FINISHING TILES
-  RANDOM PATTERN
-  USE GROUTING FOR BETTER LAYING

D6-15250



200 X 1000MM




-  SUITABLE FOR WALL & FLOOR
-  BRIGHT FINISHING TILES
-  RANDOM PATTERN
-  USE GROUTING FOR BETTER LAYING

D6-15256



200 X 1000MM



- SUITABLE FOR WALL & FLOOR
- BRIGHT FINISHING TILES
- RANDOM PATTERN
- USE GROUTING FOR BETTER LAYING

D6-15261



200 X 1000MM




- SUITABLE FOR WALL & FLOOR
- BRIGHT FINISHING TILES
- RANDOM PATTERN
- USE GROUTING FOR BETTER LAYING

DACKWOOD BEIGE



200 X 1000MM




- SUITABLE FOR WALL & FLOOR
- BRIGHT FINISHING TILES
- RANDOM PATTERN
- USE GROUTING FOR BETTER LAYING

DEACKWOOD WALLANT



200 X 1000MM








- SUITABLE FOR WALL & FLOOR
- BRIGHT FINISHING TILES
- RANDOM PATTERN
- USE GROUTING FOR BETTER LAYING

S6-17122



200 X 1000MM




-  SUITABLE FOR WALL & FLOOR
-  BRIGHT FINISHING TILES
-  RANDOM PATTERN
-  USE GROUTING FOR BETTER LAYING

17120



200 X 1000MM



- SUITABLE FOR WALL & FLOOR
- BRIGHT FINISHING TILES
- RANDOM PATTERN
- USE GROUTING FOR BETTER LAYING

FLAGSTAFF#3



200 X 1000MM




- SUITABLE FOR WALL & FLOOR
- BRIGHT FINISHING TILES
- RANDOM PATTERN
- USE GROUTING FOR BETTER LAYING

FLAGSTAFF#4



200 X 1000MM







- SUITABLE FOR WALL & FLOOR
- BRIGHT FINISHING TILES
- RANDOM PATTERN
- USE GROUTING FOR BETTER LAYING

FLAGSTAFF#5



200 X 1000MM



-  SUITABLE FOR WALL & FLOOR
-  BRIGHT FINISHING TILES
-  RANDOM PATTERN
-  USE GROUTING FOR BETTER LAYING

G6-60601



200 X 1000MM







-  SUITABLE FOR WALL & FLOOR
-  BRIGHT FINISHING TILES
-  RANDOM PATTERN
-  USE GROUTING FOR BETTER LAYING

G6-60602



200 X 1000MM







-  SUITABLE FOR WALL & FLOOR
-  BRIGHT FINISHING TILES
-  RANDOM PATTERN
-  USE GROUTING FOR BETTER LAYING

HICKORY



200 X 1000MM







-  SUITABLE FOR WALL & FLOOR
-  BRIGHT FINISHING TILES
-  RANDOM PATTERN
-  USE GROUTING FOR BETTER LAYING

JK-915441



200 X 1000MM




-  SUITABLE FOR WALL & FLOOR
-  BRIGHT FINISHING TILES
-  RANDOM PATTERN
-  USE GROUTING FOR BETTER LAYING

JK-915442



200 X 1000MM




- SUITABLE FOR WALL & FLOOR
- BRIGHT FINISHING TILES
- RANDOM PATTERN
- USE GROUTING FOR BETTER LAYING

LONDON ROSE



200 X 1000MM

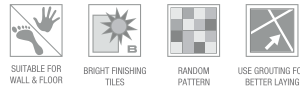


- SUITABLE FOR WALL & FLOOR
- BRIGHT FINISHING TILES
- RANDOM PATTERN
- USE GROUTING FOR BETTER LAYING

MAPPLE WOOD RED



200 X 1000MM



SUITABLE FOR WALL & FLOOR
BRIGHT FINISHING TILES
RANDOM PATTERN
USE GROUTING FOR BETTER LAYING

MOIRE BEIGE



200 X 1000MM



- SUITABLE FOR WALL & FLOOR
- BRIGHT FINISHING TILES
- RANDOM PATTERN
- USE GROUTING FOR BETTER LAYING

N9-615352



200 X 1000MM




- SUITABLE FOR WALL & FLOOR
- BRIGHT FINISHING TILES
- RANDOM PATTERN
- USE GROUTING FOR BETTER LAYING

N9-615354



200 X 1000MM



- SUITABLE FOR WALL & FLOOR
- BRIGHT FINISHING TILES
- RANDOM PATTERN
- USE GROUTING FOR BETTER LAYING

N9-615355



200 X 1000MM








- SUITABLE FOR WALL & FLOOR
- BRIGHT FINISHING TILES
- RANDOM PATTERN
- USE GROUTING FOR BETTER LAYING

MAPLE WOOD BROWN



200 X 1000MM



-  SUITABLE FOR WALL & FLOOR
-  BRIGHT FINISHING TILES
-  RANDOM PATTERN
-  USE GROUTING FOR BETTER LAYING

NATURAL WOOD BROWN



200 X 1000MM



- SUITABLE FOR WALL & FLOOR
- BRIGHT FINISHING TILES
- RANDOM PATTERN
- USE GROUTING FOR BETTER LAYING

P5-21085



200 X 1000MM







- SUITABLE FOR WALL & FLOOR
- BRIGHT FINISHING TILES
- RANDOM PATTERN
- USE GROUTING FOR BETTER LAYING

S6-17112



200 X 1000MM








-  SUITABLE FOR WALL & FLOOR
-  BRIGHT FINISHING TILES
-  RANDOM PATTERN
-  USE GROUTING FOR BETTER LAYING

S6-17117



200 X 1000MM

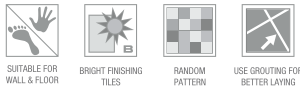


-  SUITABLE FOR WALL & FLOOR
-  BRIGHT FINISHING TILES
-  RANDOM PATTERN
-  USE GROUTING FOR BETTER LAYING

S6-17119




200 X 1000MM



S7-20155



200 X 1000MM




- SUITABLE FOR WALL & FLOOR
- BRIGHT FINISHING TILES
- RANDOM PATTERN
- USE GROUTING FOR BETTER LAYING

S7-20157



200 X 1000MM

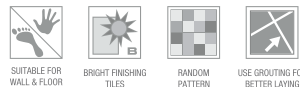



- SUITABLE FOR WALL & FLOOR
- BRIGHT FINISHING TILES
- RANDOM PATTERN
- USE GROUTING FOR BETTER LAYING

CELESTE TAUPE




200 X 1000MM







CELESTE NUTMEG



200 X 1000MM








-  SUITABLE FOR WALL & FLOOR
-  BRIGHT FINISHING TILES
-  RANDOM PATTERN
-  USE GROUTING FOR BETTER LAYING

RUST WOOD WHITE



200 X 1000MM







-  SUITABLE FOR WALL & FLOOR
-  BRIGHT FINISHING TILES
-  RANDOM PATTERN
-  USE GROUTING FOR BETTER LAYING

S7-20159



200 X 1000MM







-  SUITABLE FOR WALL & FLOOR
-  BRIGHT FINISHING TILES
-  RANDOM PATTERN
-  USE GROUTING FOR BETTER LAYING

T1-465401



200 X 1000MM







-  SUITABLE FOR WALL & FLOOR
-  BRIGHT FINISHING TILES
-  RANDOM PATTERN
-  USE GROUTING FOR BETTER LAYING

T3-465403



200 X 1000MM



-  SUITABLE FOR WALL & FLOOR
-  BRIGHT FINISHING TILES
-  RANDOM PATTERN
-  USE GROUTING FOR BETTER LAYING

T6-465406



200 X 1000MM



-  SUITABLE FOR WALL & FLOOR
-  BRIGHT FINISHING TILES
-  RANDOM PATTERN
-  USE GROUTING FOR BETTER LAYING

T8-8002









TRAVERTINO-GREY



200 X 1000MM







-  SUITABLE FOR WALL & FLOOR
-  BRIGHT FINISHING TILES
-  RANDOM PATTERN
-  USE GROUTING FOR BETTER LAYING

T4-465404



200 X 1000MM



-  SUITABLE FOR WALL & FLOOR
-  BRIGHT FINISHING TILES
-  RANDOM PATTERN
-  USE GROUTING FOR BETTER LAYING

T5-465405





TECHNICAL SPECIFICATION


Sr. No.	Pictogram	Property	International Std. ISO 13006/EN 176 Group	GVT Tiles Value	Method of Testing
1		Deviation in length	+/-0.6%	+/-0.3%	ISO 10545 Pt 2
2		Deviation in thickness	+/-5%	+/-3%	ISO 10545 Pt 2
3		Straightness of sides	+/-0.5%	+/-0.1%	ISO 10545 Pt 2
4		Rectangularity	+/-0.6%	+/-0.2%	ISO 10545 Pt 2
5		**Surface flatness	+/-0.5%	+/-0.2%	ISO 10545 Pt 2
6		Water absorption	<0.5%	<0.05%	ISO 10545 Pt 3
7		*Mohs hardness	>6	>6	EN 101
8		Flexural strength	>35N/mm ²	≥46N/mm ²	ISO 10545 Pt 4
9		Abrasion resistance	<175 mm ³	<144 mm ³	ISO 10545 Pt 6
10		**Skid resistance (Friction co efficient)	>0.4	>0.4	ISO 10545 Pt 17
11		Breaking strength	1113 N	2800 N	ISO 10545 Pt 4
12		Frost resistance	Frost proof	Frost proof	ISO 10545 Pt 12
13		Chemical resistance	No Damage	No Damage	ISO 10545 Pt 13
14		Thermal shock resistance	No Damage	No Damage	ISO 10545 Pt 9
15		Colour resistance	No Damage	No Damage	DIN 51094
16		Stain resistance	Resistance	Resistance	ISO 10545-14
17		Moisture expansion	Nil	Nil	ISO 10545-10
18		**Glossiness	-	Min.80% reflection	Glossmeter
19		Resistance to Surface Abrasion (of tiles intended for use on Floors)***	Abrasion class shall be specified by the manufacturer	PEI Group V	ISO-10545-7 IS:13630-11

PACKING DETAILS

Sr. No.	Size	No. of Tiles Per Box	Coverage Area in Sq. Ft.	Approx. Weight / Box
1	200x1000mm	5 Pcs.	10.76 Sq. Ft.	20Kg.

DISCLAIMER: Metro reserves the right to delete & amend either totally or partially, any of the colors, shapes, sizes, references and other technical specifications contained in this catalogue at anytime, the colors shown of tiles in this catalogue are purely illustrative and limited to printing process, please refer actual sample before final selection, the details of sizes, colors, references should be verified for typographical errors.

APPLICATIONS



Laying Instruction

TILES FIXING INSTRUCTIONS

1. All the tiles must be checked prior to fixing for quality, batch no. and choice.
2. Plaster the surface of the floor to be tiled and allow curing atleast two weeks before tiling.
3. While fixing pick tiles from various boxes alternatively, lay them in the desired patterns and make sure that they give an acceptable blend of colour and design. Please note that shade variation is inherent in manufacturing tiles.
4. For fixing tiles we recommend to use the fixing adhesives or equivalent product for the best result.
5. For fixing tiles in floor using conventional method, we suggest the following laying instruction:
A: use cement and sand mortar in the ratio 1:4. Add water to create a consistent paste.
B: Apply 20-25MM of bedding materials over the floor area of 1.0SQM at a time.
C: Apply a thin coat of the slurry on the back of the tile to ensure proper and full bedding. Press gently for even adherence of the tiles with surface.
Do not use any heavy materials like iron or hammer to press tile.
- 6: For fixing the tools on Dado, we recommend the use of adhesive or equivalent materials.
- 7: Allow 3-4 days of bed curing after laying tiles and later fill the joints with grout.
- 8: We recommend maintaining a joint gap of 1-2mm between the tiles to allow possible thermal expansion at later stage.
- 9: Please note that company will not accept any liability in case of any problems arising out of adherence of above fixing instructions.

DISCLAIMER : NLTileArt reserves the right to delete and amend either totally or partially, any of the colours, shapes, sizes, references and other technical specifications contained in the catalogue at any time. The colours shown in this catalogue are purely illustrative and limited to printing process. Please refer actual samples before final selection. The details of colours, sizes and references should be verified for photography errors. SHADE & SIZE VARIATIONS are inherent characteristics of ceramics. NO COMNPLAINTS SHALLBE ENTERTAINED ON TILES ALREADY/FIXED.

NOTES :

- * All technical specifications in this catalogue are for premium grade materials only.
- * SHADE/SIZE VARIATION are inherent characteristics to ceramics. Certain products purposely have variations that are the parts of designs and the process. The same have been indicated.
- * It is recommended to blend tiles by mixing tiles from various boxes and check for natural hue before fixing.
- * Company's liability is also limited to the material supplied by the company; no other claim is entertained under any circumstances.
- * No complaints shall be entertained regarding the decoration on tiles.

Helpful tips for better aesthetics look (Laying Instructions)

1. For better aesthetic value and for guarantee use it is strongly recommended to provide 3 mm spacer in between the tiles. Without spacer, harmony of tiles might be disturbed.
2. Make sure that the design, pattern and the arrow marked on the back side of tiles must be in the same direction.
3. Any product from digitile must be installed (laid) in the same format. i.e. 250x1000mm size. For the particular series customized size application is not possible.

* THE COMPANY SHALL NOT BEAR ANY LIABILITY FOR THE PROBLEMS OUT OF NON-FULFILLMENT OF LAYING THE INSTRUCTIONS AS ABOVE.

