



**T/LE LIKE
NEVER BEFORE**

POLISH | 1000X1000 MM

the architect's
choice...

Tile flooring designs evolve over time, and so we keep pace with such changes. Our products create stylized spaces and designs that redefine grandeur and a sense of elegance that is second to none. Our collection of tiles not only matches customer requirements, but also come with an assurance of superior quality. These days, the growing need for newer styles and aesthetics has led Metro Group to innovate latest designs that trending the consumer market. Such dynamics has made the brand known its distinct mark of quality, service and innovation, not only in India, but overseas too!



SUITABLE APPLICATIONS



Residential



Commercial
Building



Hotel,
Restaurant



Hospital



Airport



School,
College



Gymnasium



Hall &
corridor



Mall & Super
Market



Industry



Spa



Religious
Place

TECHNICAL SPECIFICATIONS



Long
Durability



Easy to
Clean



Impact
Resistance



Hygienic
Surface



Fire
Resistance



Chemical
Resistance



Frost
Resistance



Low Water
Absorption



Dimensional
Stability



Easy
Installation



Thermal
Resistance




Crazing
Resistance



AMAZE MARBLE
POLISH | 1000x1000 MM





AMAZE MARBLE
POLISH | 1000x1000 MM



EUROPA MARBLE
POLISH | 1000x1000 MM





EUROPA MARBLE
POLISH | 1000x1000 MM



ARMANI GREY
POLISH | 1000x1000 MM





ARMANI GREY
POLISH | 1000x1000 MM



ARMANI SILVER
POLISH | 1000x1000 MM






ARMANI SILVER
POLISH | 1000x1000 MM



BOTTOCHINO
POLISH | 1000x1000 MM





BOTTOCHINO
POLISH | 1000x1000 MM



BRECCIA PEARL
POLISH | 1000x1000 MM










BRECCIA PEARL
POLISH | 1000x1000 MM



CHINOS CREMA
POLISH | 1000x1000 MM





CHINOS CREMA
POLISH | 1000x1000 MM



CONTESA BEIGE
POLISH | 1000x1000 MM






CONTESA BEIGE
POLISH | 1000x1000 MM



CURIOUS GREY
POLISH | 1000x1000 MM





CURIOUS GREY
POLISH | 1000x1000 MM



GREY WILLIAM
POLISH | 1000x1000 MM







GREY WILLIAM
POLISH | 1000x1000 MM



GROOT MARBLE
POLISH | 1000x1000 MM





GROOT MARBLE
POLISH | 1000x1000 MM



ITALIYA GREY
POLISH | 1000x1000 MM






ITALIYA GREY
POLISH | 1000x1000 MM



ITALY BEIGE
POLISH | 1000x1000 MM





ITALY BEIGE
POLISH | 1000x1000 MM



LATINA TRAVENTINO
POLISH | 1000x1000 MM





LATINA TRAVENTINO
POLISH | 1000x1000 MM



MARFIL BEIGE
POLISH | 1000x1000 MM





MARFIL BEIGE
POLISH | 1000x1000 MM



MAX MARM
POLISH | 1000x1000 MM





MAX MARMI
POLISH | 1000x1000 MM



ONICE ROSSO
POLISH | 1000x1000 MM



informations



04 cafe

03 administration


02 office lobby

01 meeting room

00 reception

-01 parking







ONICE ROSSO
POLISH | 1000x1000 MM



ONICITA GREY
POLISH | 1000x1000 MM






ONICITA GREY
POLISH | 1000x1000 MM



PEARL STONE
POLISH | 1000x1000 MM





PEARL STONE
POLISH | 1000x1000 MM



PIETRA BEIGE
POLISH | 1000x1000 MM





PIETRA BEIGE
POLISH | 1000x1000 MM



PIETRA GREY
POLISH | 1000x1000 MM





PIETRA GREY
POLISH | 1000x1000 MM



PIETRA GRIS
POLISH | 1000x1000 MM






PIETRA GRIS
POLISH | 1000x1000 MM



PIETRA SILVER
POLISH | 1000x1000 MM





PIETRA SILVER

POLISH | 1000x1000 MM



PRECIOUS BROWN
POLISH | 1000x1000 MM





PRECIOUS BROWN
POLISH | 1000x1000 MM



PRECIOUS CREMA

POLISH | 1000x1000 MM





PRECIOUS CREMA
POLISH | 1000x1000 MM



RIVERA GREY

POLISH | 1000x1000 MM









RIVERA GREY
POLISH | 1000x1000 MM



SPIDER BIANCO
POLISH | 1000x1000 MM






SPIDER BIANCO
POLISH | 1000x1000 MM





SPIDER GREY
POLISH | 1000x1000 MM






SPIDER GREY
POLISH | 1000x1000 MM



SPIDER GRIS
POLISH | 1000x1000 MM





SPIDER GRIS
POLISH | 1000x1000 MM



SPIDER RUST

POLISH | 1000x1000 MM





SPIDER RUST
POLISH | 1000x1000 MM



ZED STONE RARE
POLISH | 1000x1000 MM





ZED STONE RARE
POLISH | 1000x1000 MM

TECHNICAL SPECIFICATIONS

Sr no.	Characteristics	International Std. ISO 13006 / En 14411 Group Bla	Specifications of Metro	Method Of Testing
Dimensions & Surface Quality				
1	Length	±0.6%	±0.1%	ISO 10545-2
2	Thickness	±5.0%	±3.0%	ISO 10545-2
3	Straightness Of Sides	±0.5%	±0.1%	ISO 10545-2
4	Rectangularity	±0.5%	±0.1%	ISO 10545-2
5	Surface Flatness	±0.5%	±0.1%	ISO 10545-2
6	Glossiness (Only For Polished Products)	Declared By Manufacturer	92-105%	ISO 2813(Gloss Meter)
7	Surface Quality	Min. 95% Tiles Should Be Free From Defects	Min. 98% Tiles Are Free From Defects	ISO 10545-2
Physical Characteristics				
8	Water Absorption	Es 0.50%	≤ 0.50%	ISO 10545-3
9	Moh's Hardness	≥ 6	≥ 6	ISO 10545-3
10	Moisture Expansion	Nil	Nil	ISO 10545-10
11	Abrasion Resistance	Declared By Manufacturer	Pei 3-5 (Depend On Product)	ISO 10545-7
Mechanical Characteristics				
12	Flexural Strength (MOR)	≥ 35 N/mm ² (350 Kg/cm ²)	≥ 37 N/mm ² (370 Kg/cm ²)	ISO 10545-4
13	Breaking Strength	1300 Newton	2000 Newton	ISO 10545-4
14	Impact Resistance	Declared By Manufacturer	No Indentation or Cracking	ISO 10545-5
Safety Characteristics				
15	Skid Resistance(Dynamic Friction Coefficient)	≥ 0.4	≥ 0.4	ISO 10545-17
16	Density	≥ 2.0 Gm/cc	≥ 2.3 Gm/cc	DIN 51082
Thermo Photo Characteristics				
17	Thermal Shock Resistance	Resistant to 10 Cycles	Pass Min. 10 Cycles	ISO 10545-9
18	Frost Resistance	Frost Proof	Need To Comply With The Standard	ISO 10545-12
19	Coefficient of Linear Thermal Expansion	9x10 ⁻⁶ K ⁻¹	> 5.86x10 ⁻⁶ K ⁻¹	ISO 10545-8
20	Color Resistance to UV Light	Resistant	Resistant	ISO 10545-16
Chemical Characteristics				
17	Chemical Resistance: Household Chemicals & Swimming Pool Salts	Min. Class - Gb	Conform to Classes - Ga	ISO 10545-13
18	Chemical Resistance: Low Concentration Acids & Alkalis	Min. Class - G1b	Conform to Classes - G1a	ISO 10545-13
19	Chemical Resistance: High Concentration Acids & Alkalis	Min. Class - G1b	Conform to Classes - G1a	ISO 10545-13
20	Stain Resistance	Min. Class - 3	Conform to Classes - 4	ISO 10545-14

Packing Details:

Tile Size	No. of Tiles Per Box	Coverage Area (Approx.) (Sq. Mtrs.)	Coverage Area (Approx.) (Sq. Mtrs.)	Box Weight (Approx.) (Kgs.)
1000 X 1000 MM	2 pcs.	2 Sq. Mtr.	21.52 Sq. Ft.	42 kgs