



EXCEPTIONAL BEYOND IMAGINATION

1000 x 1000 mm

www.durezagrano.com



**T/LE LIKE
NEVER BEFORE**

SUPER WHITE | 1000X1000 MM

the architect's
choice...

Tile flooring designs evolve over time, and so we keep pace with such changes. Our products create stylized spaces and designs that redefine grandeur and a sense of elegance that is second to none. Our collection of tiles not only matches customer requirements, but also come with an assurance of superior quality. These days, the growing need for newer styles and aesthetics has led Metro Group to innovate latest designs that trending the consumer market. Such dynamics has made the brand known its distinct mark of quality, service and innovation, not only in India, but overseas too!



SUITABLE APPLICATIONS



Residential



Commercial
Building



Hotel,
Restaurant



Hospital



Airport



School,
College



Gymnasium



Hall &
corridor



Mall & Super
Market



Industry



Spa



Religious
Place

TECHNICAL SPECIFICATIONS



Long
Durability



Easy to
Clean



Impact
Resistance



Hygienic
Surface



Fire
Resistance



Chemical
Resistance



Frost
Resistance



Low Water
Absorption



Dimensional
Stability



Easy
Installation



Thermal
Resistance






Crazing
Resistance



BIANCO STONE
SUPER WHITE | 1000x1000 MM





BIANCO STONE
SUPER WHITE | 1000x 1000 MM



IBIZA GREY
SUPER WHITE | 1000x1000 MM





IBIZA GREY

SUPER WHITE | 1000x 1000 MM



MAC SATUARIO
SUPER WHITE | 1000x1000 MM






MAC SATUARIO
SUPER WHITE | 1000x 1000 MM



CERSAI SATUARIO
SUPER WHITE | 1000x1000 MM







CERSAI SATUARIO
SUPER WHITE | 1000x 1000 MM



EVA CARARA
SUPER WHITE | 1000x1000 MM







EVA CARARA
SUPER WHITE | 1000x 1000 MM



CATHICS SATUARIO
SUPER WHITE | 1000x1000 MM



CATHICS SATUARIO
SUPER WHITE | 1000x 1000 MM



SATUARIO
SUPER WHITE | 1000x1000 MM



SATUARIO
SUPER WHITE | 1000x 1000 MM

TECHNICAL SPECIFICATIONS

Sr no.	Characteristics	International Std. ISO 13006 / En 14411 Group Bla	Specifications of Metro	Method Of Testing
Dimensions & Surface Quality				
1	Length	±0.6%	±0.1%	ISO 10545-2
2	Thickness	±5.0%	±3.0%	ISO 10545-2
3	Straightness Of Sides	±0.5%	±0.1%	ISO 10545-2
4	Rectangularity	±0.5%	±0.1%	ISO 10545-2
5	Surface Flatness	±0.5%	±0.1%	ISO 10545-2
6	Glossiness (Only For Polished Products)	Declared By Manufacturer	92-105%	ISO 2813(Gloss Meter)
7	Surface Quality	Min. 95% Tiles Should Be Free From Defects	Min. 98% Tiles Are Free From Defects	ISO 10545-2
Physical Characteristics				
8	Water Absorption	Es 0.50%	≤ 0.50%	ISO 10545-3
9	Moh's Hardness	≥ 6	≥ 6	ISO 10545-3
10	Moisture Expansion	Nil	Nil	ISO 10545-10
11	Abrasion Resistance	Declared By Manufacturer	Pei 3-5 (Depend On Product)	ISO 10545-7
Mechanical Characteristics				
12	Flexural Strength (MOR)	≥ 35 N/mm ² (350 Kg/cm ²)	≥ 37 N/mm ² (370 Kg/cm ²)	ISO 10545-4
13	Breaking Strength	1300 Newton	2000 Newton	ISO 10545-4
14	Impact Resistance	Declared By Manufacturer	No Indentation or Cracking	ISO 10545-5
Safety Characteristics				
15	Skid Resistance(Dynamic Friction Coefficient)	≥ 0.4	≥ 0.4	ISO 10545-17
16	Density	≥ 2.0 Gm/cc	≥ 2.3 Gm/cc	DIN 51082
Thermo Photo Characteristics				
17	Thermal Shock Resistance	Resistant to 10 Cycles	Pass Min. 10 Cycles	ISO 10545-9
18	Frost Resistance	Frost Proof	Need To Comply With The Standard	ISO 10545-12
19	Coefficient of Linear Thermal Expansion	9x10 ⁻⁶ K ⁻¹	> 5.86x10 ⁻⁶ K ⁻¹	ISO 10545-8
20	Color Resistance to UV Light	Resistant	Resistant	ISO 10545-16
Chemical Characteristics				
17	Chemical Resistance: Household Chemicals & Swimming Pool Salts	Min. Class - Gb	Conform to Classes - Ga	ISO 10545-13
18	Chemical Resistance: Low Concentration Acids & Alkalis	Min. Class - Glb	Conform to Classes - Gia	ISO 10545-13
19	Chemical Resistance: High Concentration Acids & Alkalis	Min. Class - Ghb	Conform to Classes - Gha	ISO 10545-13
20	Stain Resistance	Min. Class - 3	Conform to Classes - 4	ISO 10545-14

Packing Details:

Tile Size	No. of Tiles Per Box	Coverage Area (Approx.) (Sq. Mtrs.)	Coverage Area (Approx.) (Sq. Mtrs.)	Box Weight (Approx.) (Kgs.)
1000 X 1000 MM	2 pcs.	2 Sq. Mtr.	21.52 Sq. Ft.	42 kgs